

Collaboration

Managing Time, Resources and
Budget Constraints

Umar Mohammed
Senior Solutions Consultant

December 9, 2015



THE NEW WAY TO WORK TOGETHER



Before We do that, we
need to know the issues
we are facing



Environment: Chaotic, Cost-conscious, fragmented, and demanding

The change from a world of individual creation to **real-time, anytime, anywhere collaboration and co-creation** is ever increasing.

Changing Workforce

Talent shortages, ageism, and culture clash among them will force employers to rethink acquiring and managing talent.

Globalization

78% of CEOs say their companies are going global to find new customers

Increased Mobility

87% of workers work outside their headquarters building

Communication Chaos

Average information worker gets >50 messages/day in up to 7 different places

Process Inefficiencies

93% organizations missed deadlines resulting in loss revenue to competitors



Call My
Phone

Find Me,
Follow Me

See me
Contact me

Different Employees, Different Styles, Different Workspaces

Executives

- We need to keep the business up and running
- We need to protect data against loss
- We don't have big budgets for security, protection
- We want an environmentally sound solution

Integrated protection

Employees

- We need to share information with team members
- We need to access information remotely, securely
- We need to work collaboratively, efficiently
- We want to use any mobile or stationary device

Connect and share

IT Professionals

- We need to support many apps with few people
- We need to simplify administration
- We need to optimize our IT investments
- We need to simplify management

Do more with less

Small business environments
Challenges to security, productivity, efficiency

Challenges Re-Cap

1.

Challenge

How can I enable my team to communicate more effectively across organizational boundaries?

2.

Challenge

How can I empower teams to work more effectively together?

3.

Challenge

How can I provide employees full insight and data at the right time?

4.

Challenge

How do I securely enable employees to work productively from their locations?



Its Simple Really....

Collaboration

Answer





Work with teams and customers via sharing sites, video and private social networking

Working together to create value while sharing virtual and physical space

Improve and promote cooperation between members of an organization

Collaboration describes a process of value creation that our traditional structures of communication and teamwork can't achieve

Collaboration requires a process and the purpose is to create value.

What is this concept of Collaboration



A Few Benefits of Collaboration

Now What –
I understand the Concept & Benefits....

What can I use to start
Collaborating within my
Organization?

Its Simple Really....



 SharePoint

Answer

But...What is SharePoint

SharePoint

Microsoft SharePoint is a browser-based collaboration and document management platform that can help improve your organization's effectiveness by streamlining the management of and access to data.

Organize

Build

Manage

Discover

What is SharePoint



Manage Risk

Find the perfect balance between compliance and collaboration



Manage Cost

Efficiently manage infrastructure while maximizing uptime, minimizing failures and downtime



Manage Time

Empower end users while managing risk, complexity, and costs

SharePoint Allows Businesses to ...



Create

Create and organize content easily with the help of relevant discovered information



Control

Manage content policy, information architecture and taxonomy



Protect

Reduce risk and manage compliance with centralized eDiscovery tools

SharePoint – Enterprise Content Management

Enterprise Content Management

Site-level retention policies

- Compliance levels extended to sites
- Policies include:
 - Retention policy for sites and Team Mailbox associated with site
 - Project closure and expiration policy

Discovery Center

- Designed for managing discovery cases and holds
- Establishes a portal through which you can access discovery cases to conduct searches, place content on hold, and export content

The image displays three overlapping screenshots of the SharePoint interface. The top screenshot shows the 'New Site Policy' page under 'Site Policies'. It includes sections for 'Name and Description', 'Site Closure and Deletion', and 'Deletion Event'. The 'Site Closure and Deletion' section has radio buttons for 'Do not close or delete site automatically.', 'Delete sites automatically.', 'Close and delete sites automatically.', and 'Run a workflow automatically to manage site closure, then delete them automatically.' The 'Deletion Event' section has a 'Site closed date' dropdown set to '0 months' and checkboxes for 'Send an email notification to site owners this far in advance' (set to '3 months'), 'Send follow-up notifications every' (set to '14 days'), and 'Owners can postpone imminent deletion for' (set to '1 month'). The bottom-left screenshot shows the 'Export: New Item' page with a 'Name' field set to 'Sample' and several checkboxes for export options: 'Remove duplicate Exchange and SharePoint content', 'Remove Rights Management Services (RMS) protection and encryption from Exchange data', 'Include all document versions in SharePoint', and 'Include items that are encrypted or have an unrecognized format'. The bottom-right screenshot shows the 'Add & Manage Sources' dialog box with sections for 'Mailboxes' and 'Locations', each with input fields and a 'Save' button.

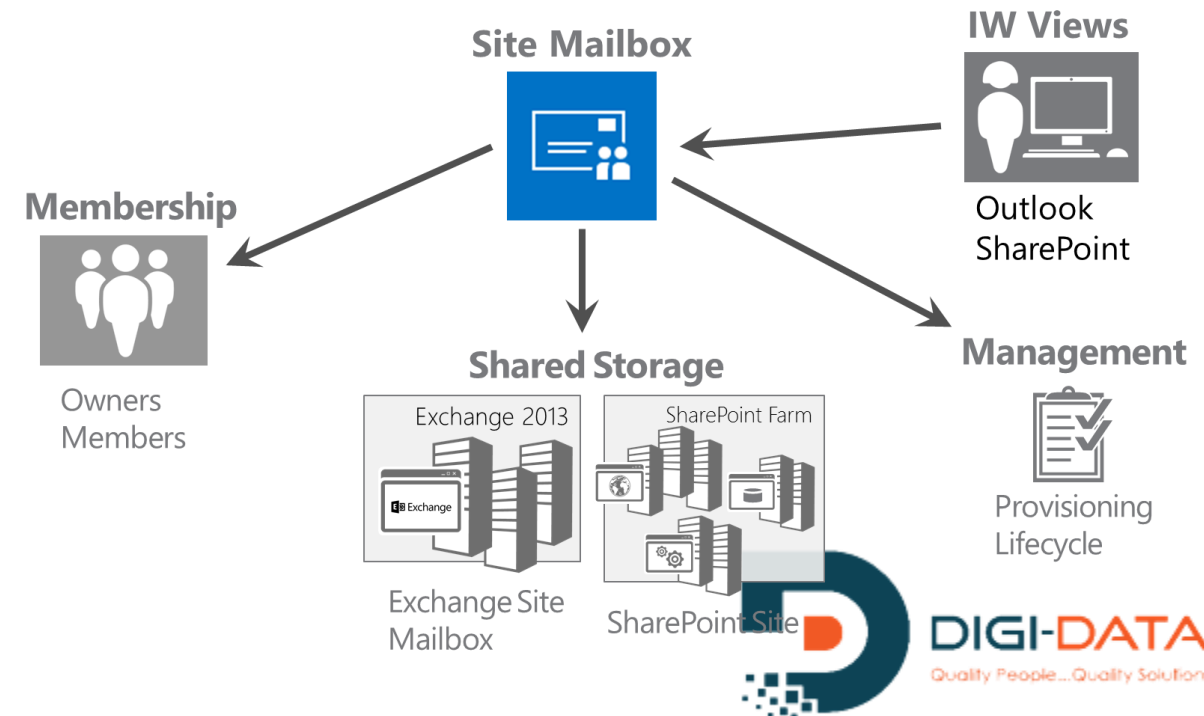
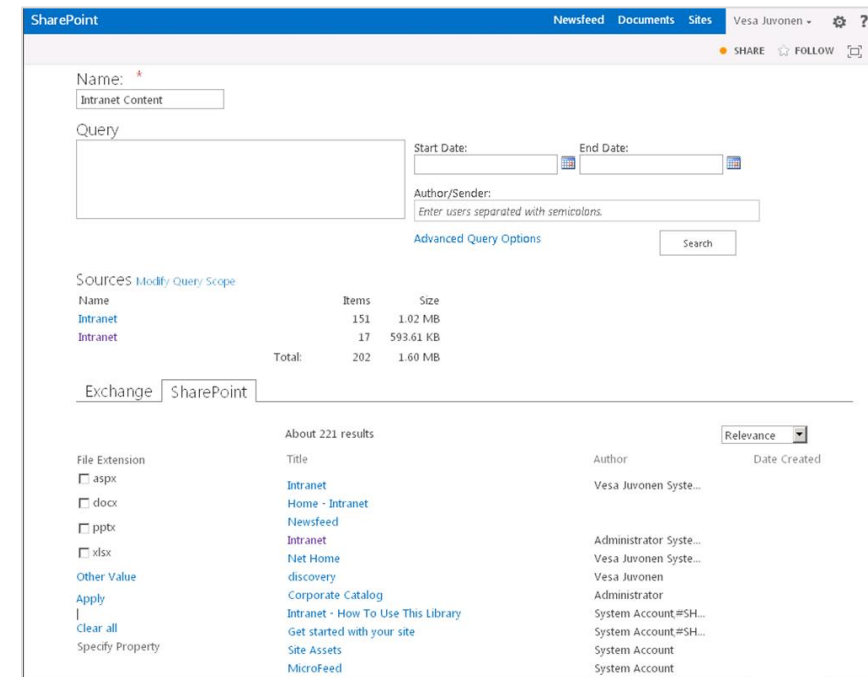
Enterprise Content Management

eDiscovery capabilities

- Support for searching and exporting content from file shares
- Export discovered content from Exchange and SharePoint

Team folders

- Seamless integration of Exchange and SharePoint to provide best of both world and end user flexibility





Get Connected

Engage in conversations to stay informed and make better decisions.



Share Knowledge

Use community knowledge to gain insight and find answers.



Work Together

Make it easier to work as a team and manage your projects.

SharePoint – Connected Experiences

Web Content Management

Support the tools and workflows designers use

Variations & Content Translation

Search Engine Optimization

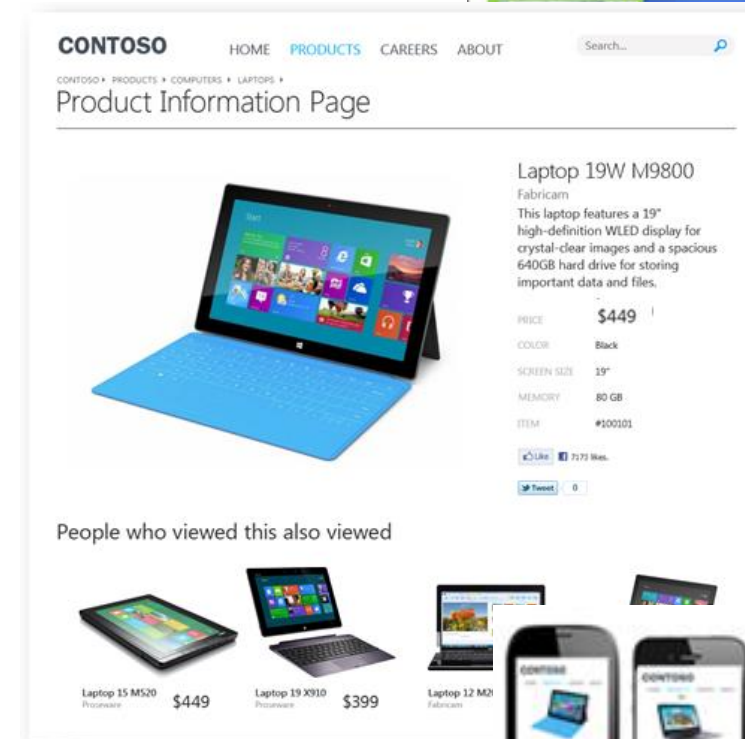
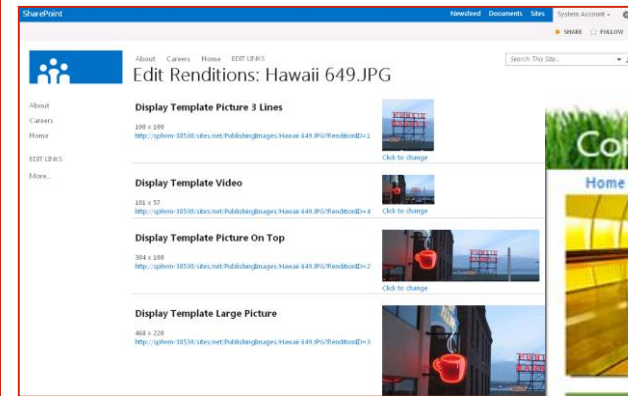
Cross Site Publishing

Video & Embedding

Image renditions

Clean Urls

Metadata navigation



Social

Communities

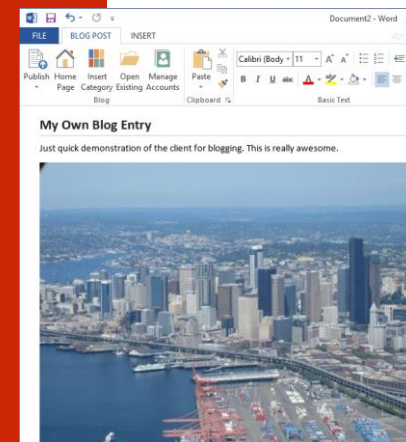
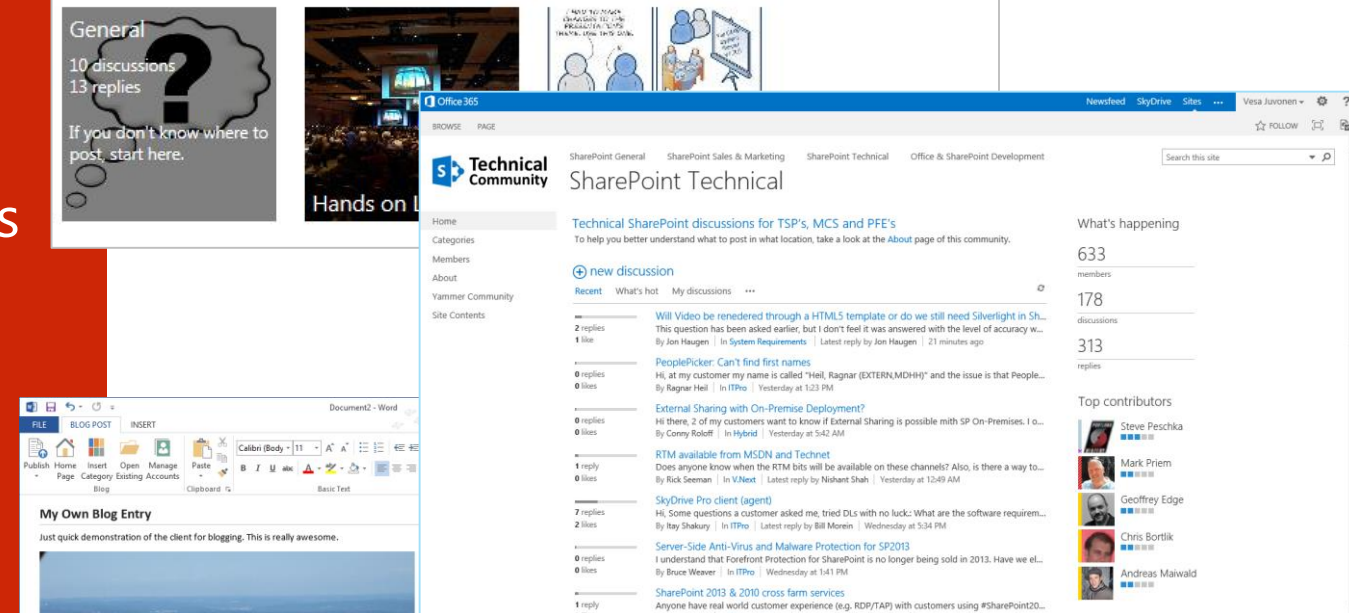
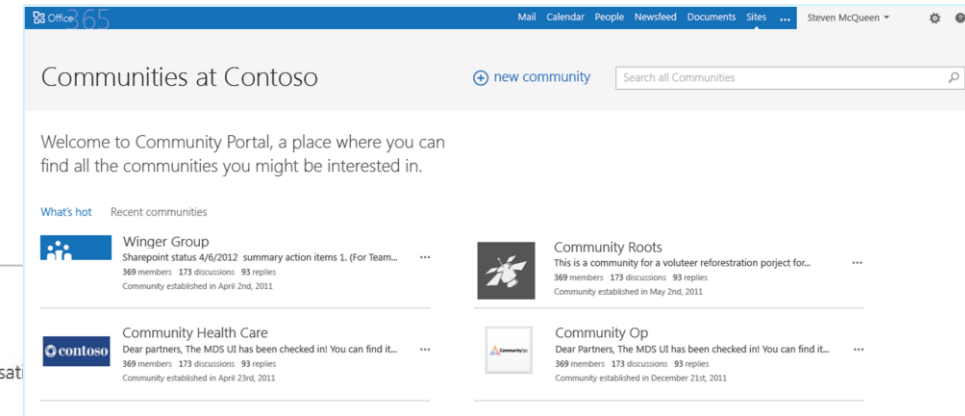
- Community sites with self-service administration and moderation
- Modern community features such as achievements and reputation

Discussions

- Modern discussion boards

Blogs

- Client application integration
- Categories, comments, and moderation



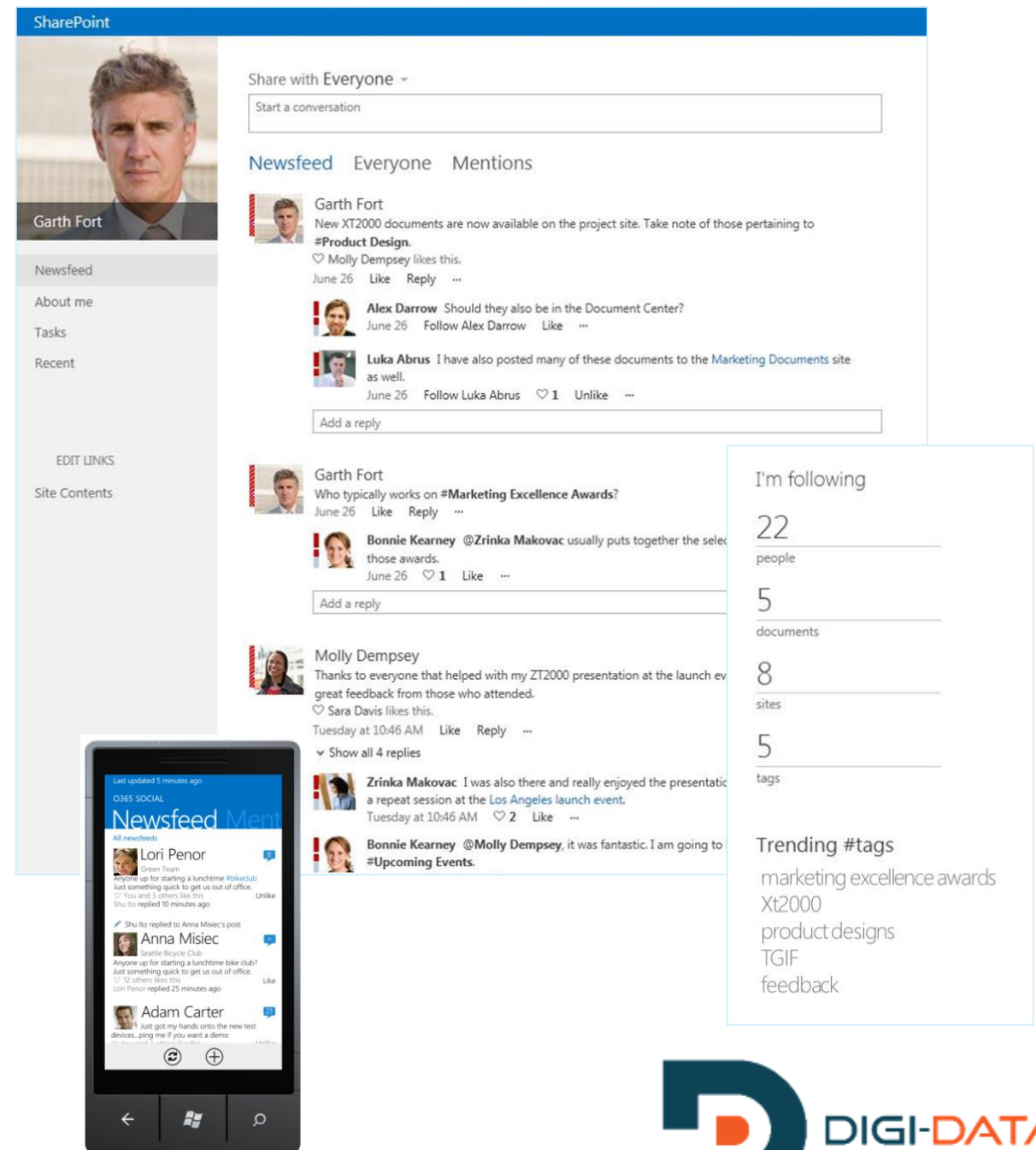
Social

Microblogging

- Share content, links, and media
- Follow people, sites, content, and conversations

Activity Feeds

- Provides a view into recent activity related to content, links, media, and people



SharePoint

Share with Everyone ▾

Start a conversation

Newsfeed Everyone Mentions

Garth Fort
New XT2000 documents are now available on the project site. Take note of those pertaining to **#Product Design**.
♥ Molly Dempsey likes this.
June 26 Like Reply ...

Alex Darrow Should they also be in the Document Center?
June 26 Follow Alex Darrow Like ...

Luka Abrus I have also posted many of these documents to the Marketing Documents site as well.
June 26 Follow Luka Abrus ♥ 1 Unlike ...

Add a reply

Garth Fort
Who typically works on **#Marketing Excellence Awards**?
June 26 Like Reply ...

Bonnie Kearney @Zrinka Makovac usually puts together the selection of those awards.
June 26 ♥ 1 Like ...

Add a reply

Molly Dempsey
Thanks to everyone that helped with my ZT2000 presentation at the launch event. Great feedback from those who attended.
♥ Sara Davis likes this.
Tuesday at 10:46 AM Like Reply ...

▼ Show all 4 replies

Zrinka Makovac I was also there and really enjoyed the presentation. A repeat session at the Los Angeles launch event.
Tuesday at 10:46 AM ♥ 2 Like ...

Bonnie Kearney @Molly Dempsey, it was fantastic. I am going to **#Upcoming Events**.

I'm following

22 people

5 documents

8 sites

5 tags

Trending #tags

marketing excellence awards
Xt2000
product designs
TGIF
feedback

0365 SOCIAL
Newsfeed Mentions

All newsfeeds

Lori Penor
Green Team
Anyone up for starting a lunchtime bike club?
Just something quick to get us out of office.
♥ You and 3 others like this
Shu Ito replied 10 minutes ago

Anna Misiec
Seattle Bicycle Club
Anyone up for starting a lunchtime bike club?
Just something quick to get us out of office.
♥ 12 others like this
Lori Penor replied 25 minutes ago

Adam Carter
Just got my hands onto the new test devices... ping me if you want a demo

Mobile

Classic and Contemporary views for mobile browsers

Automatic Mobile Browser Redirection

Target different designs based on user agent string

Office Mobile Web Apps

- Excel
- PowerPoint
- Word

Push notifications



Site Master Page

The site master page will be used by all publishing pages - the pages that visitors to your website will see. To use a different master page for mobile devices, first create Mobile Channels, then select a master page for each channel. If the desired master page does not appear, go to the Master Page Gallery in Site Settings and make sure the master page has an approved version.

You may inherit these settings from the parent site or select unique settings for this site only.


☒ Inherit site master page from parent of this site

☒ Specify a master page to be used by this site and all sites that inherit from it:

 This site is currently configured to use the "Automatic Mobile Browser Redirection" feature, which prevents specifying custom master pages for mobile channels. To use this feature and allow mobile channels, click "Manage Site Features" page in "Site Settings."


WP7	Follow Default Channel
Smart Phones	Follow Default Channel
Slates	Follow Default Channel
Default	v15

☐ Reset all subsites to inherit this site master page setting



Design

Use familiar tools to design rich and beautiful sites that represent your brand



Publish

Create, reuse and consume content for any device and language



Engage


Surface the right content to the right user with adaptive experiences

SharePoint – Intranet Sites



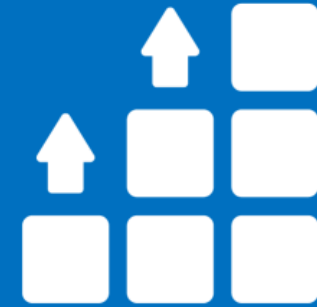
Secure Information

Ensure that information communicated via internal social networks is secure and compliant with centralized IT policies.



Manage Identities

Provide a single view of the people in an organization and bring together identity-based information from many sources.



Integrate Business Apps

Build new social apps, and bring important information from your LOB applications directly into the newsfeed.

SharePoint – Security / Management /Apps




Find

Find what you're looking for with intelligent results tailored to you



Answer

Get answers and take action with an experience that's always a step ahead



Extend

Build smarter applications that can scale for any need

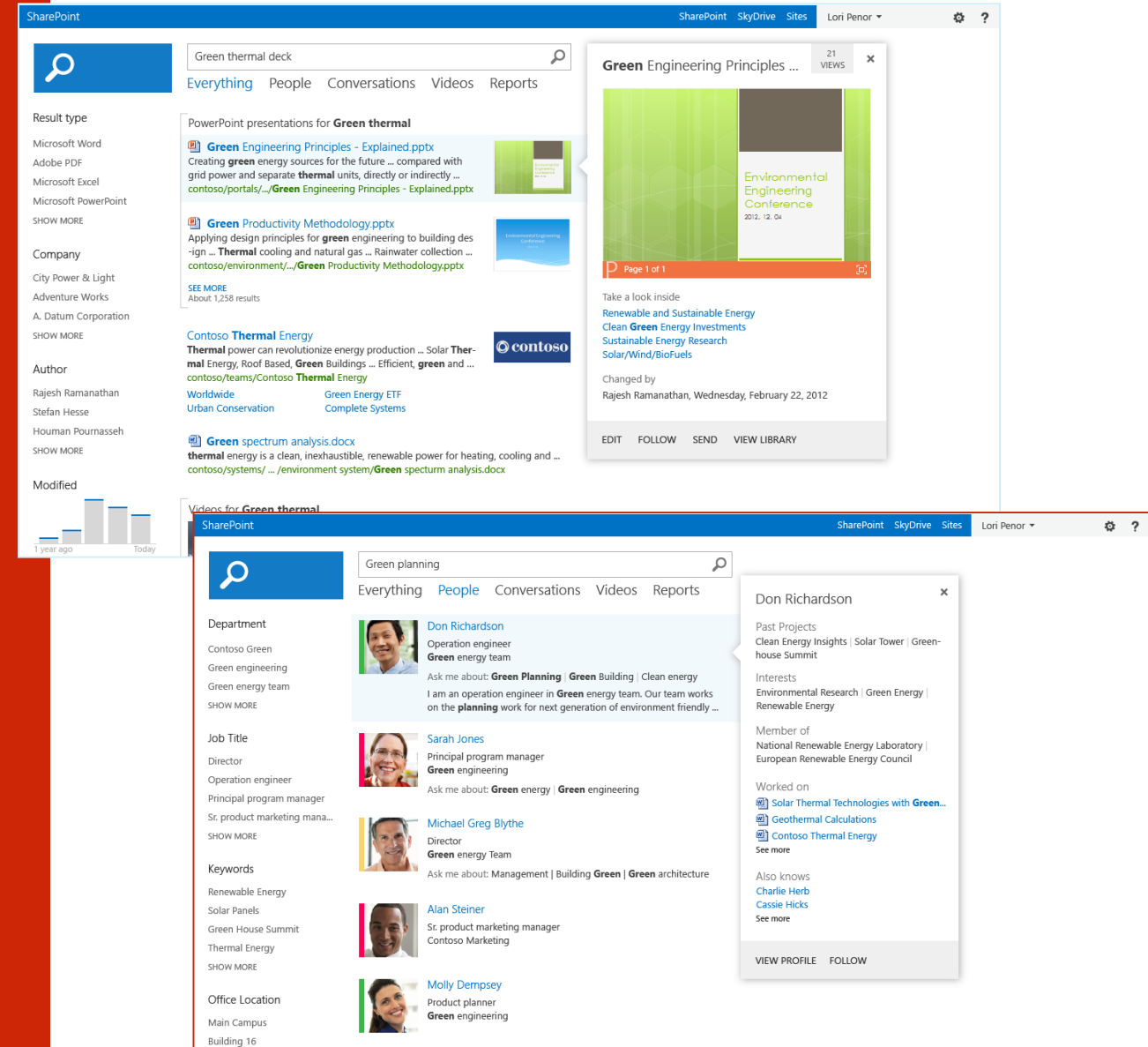
SharePoint – Search

Search

New Search architecture with one unified search

Personalized search results based on search history

Rich contextual previews





Explore

Easily combine data from any source to create fully interactive reports and insights with guided exploration



Visualize

Visually discover and share insights for collaborative decision making across the organization



Control

Manage self-service BI with control & compliance for end user created assets

SharePoint – Business Intelligence

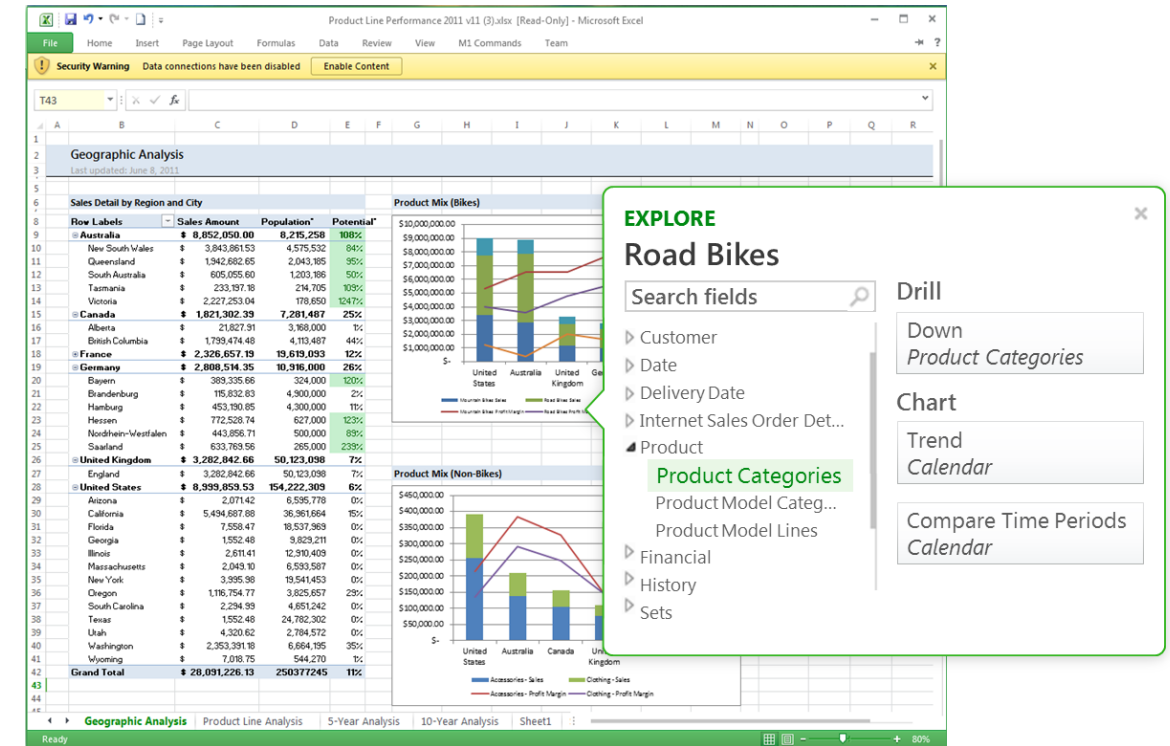
Business Intelligence

Excel BI

- Instant analysis through In Memory BI Engine
- Power View Add-in

Excel Services

- Improved data exploration
- Field List and Field Well Support
- Calculated Measures and Members
- Enhanced Timeline Controls



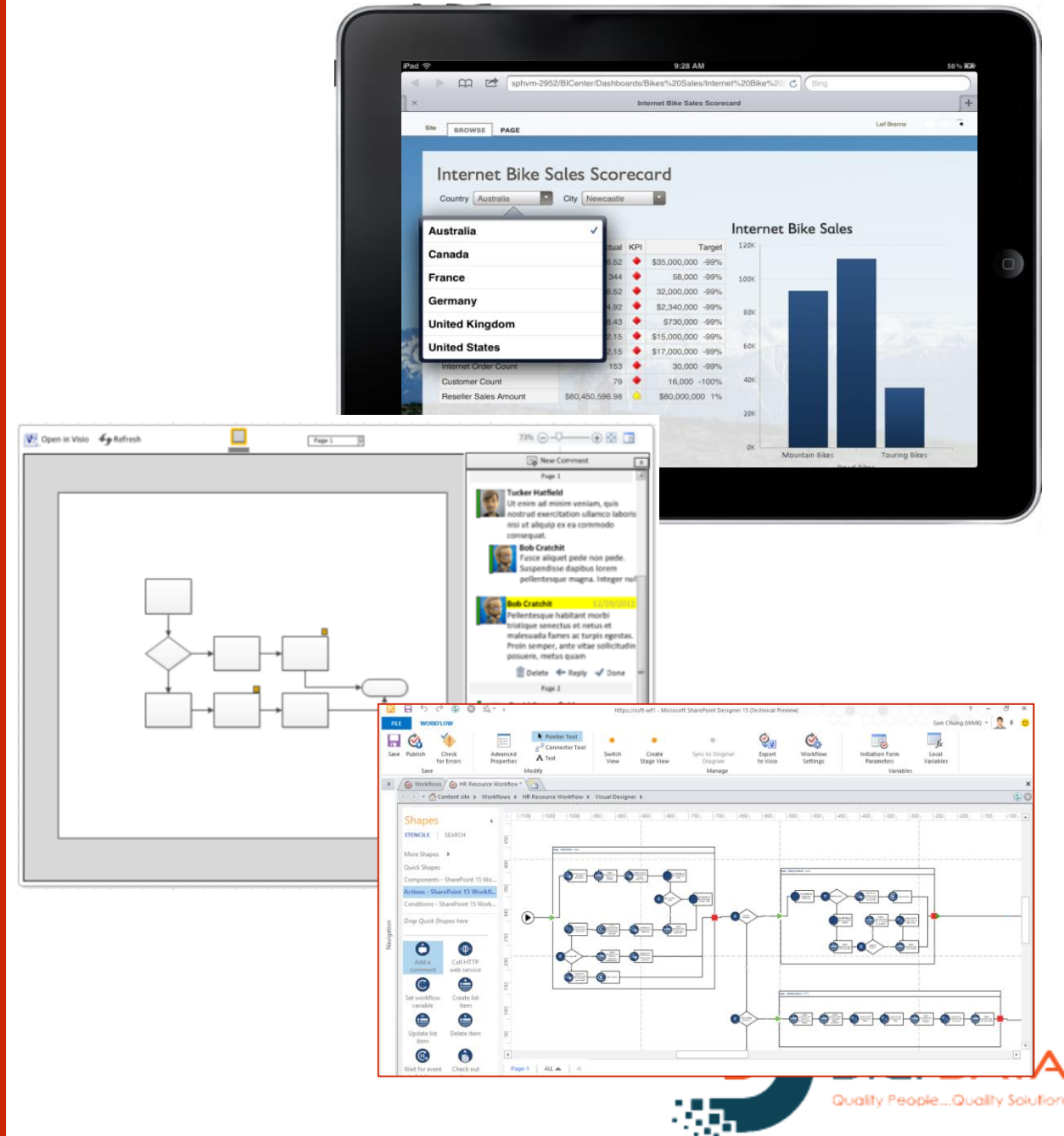
Business Intelligence

PerformancePoint Services

- Filter enhancements and Filter search
- Dashboard migration
- Support for Analysis Services Effective User

Visio Services

- Refresh data from external sources – BCS and Azure SQL
- Supports comments on Visio Drawings
- Maximum Cache Size service parameter
 - Health Analyzer Rules to report on Maximum Cache Size



CUSTOMER STORY

University Uses LOB Connectivity and Enterprise Search to Improve Productivity

West Chester University's Facilities Division was storing construction and maintenance-related project documentation on a shared server, which made it difficult to find and access the right information, especially from outside of the department.

The Facilities Division has realized numerous benefits from the Business-Critical SharePoint implementation including better project tracking and control, as well as, enhanced project collaboration.

Both of which have contributed significantly to improved project delivery.

With the new project collaboration capabilities, project managers can access the site from anywhere on or off campus and from any computer.

Solution Overview

Product and Services
Microsoft SharePoint Server

Industry
Education

Organization Size
Large (1,000 - 9,999 employees)

Country
United States

SharePoint solves real-world business problems.



CUSTOMER STORY

Bank of India -Premier Nationalized Bank Automates Loan and Deposit Application Process

Bank of India, a premier nationalized bank in the country, has over 4,000 branches and zonal offices all over India.

The bank also has a sizable presence abroad at key banking and financial centers including London, New York, Paris, Tokyo, Hong Kong and Singapore.

With a goal to reduce turnaround time for accounts opening and loan disbursement, the bank chose to automate its application processes with Microsoft SharePoint, making 15 forms available online within 15 days with minimal resources.

Bank of India has been successful in enhancing customer satisfaction by easing the loan application process and reducing the turnaround time.

It is now able to serve all generations of customers irrespective of the location they reside in.

The automation has helped reduce turnaround time for the bank's customers while improving efficiency in disbursing the loans.

Within a week of launching the online form facility, as many as 250 applications were received. This has opened a new avenue for the bank to increase its customer base by reaching out to people who do not have the time to visit the bank to submit their loan applications.

Solution Overview

Product and Services
Microsoft SharePoint Server

Industry
Banking & Capital Markets

Country
India

Office 365 solves real-world business problems.



Now what...

How Can Digi-Data Assist??

Digi-Data Systems Limited is a Leading provider of Technology-Based Business Solutions in the Caribbean.

Some of our Business Solutions :

- Infrastructure Solutions
- Security and Remote Access
- Electronic Content Management
- Unified Communications
- Virtualization Solutions
- And much more...

We have always been

- customer-focused and continue to differentiate our self through quality, innovation and the ability to fully comprehend how technology supports its customers' strategic objectives

Serving Our Region for

+30 Years

1984



2015

Digi-Data System Limited



Aligned

by Major Leading Industries



**FINANCIAL
SERVICES**



GOVERNMENT



**HIGHER
EDUCATION**



HEALTHCARE




COMMERCIAL




INSURANCE







Assist with
Developing
a Vision
on the
Business
Reasons for
Deploying
SharePoint




Analysis of
Business
Requirement
s prior to the
roll out of
SharePoint
Purchase/
Implementat
ion




Develop an
Agreed Scope of
the
implementation
and
configuration



Installation/
Configuration
of the
SharePoint
Solution (On
Premis .
Cloud)



Training
and hand
over of the
SharePoint
Solution



Support
Maintenance

DDSL – SharePoint Deployment

Umar Mohammed
Senior Solutions Consultant

Phone : 623-6658 / 355-2818

Email – Umar.Mohammed@digi-data.com

Artie Ramdeen
Solutions Consultant

Phone : 623-6658

Email – artie.ramdeen@digi-data.com

Dominic Banwarie
Consulting Manager

Phone : 623-6658

Email – dominic.banwarie@digi-data.com

Sales Department

Phone : 623-6658

Email – sales@digi-data.com

Contact

{Thank You!! }

Q&A